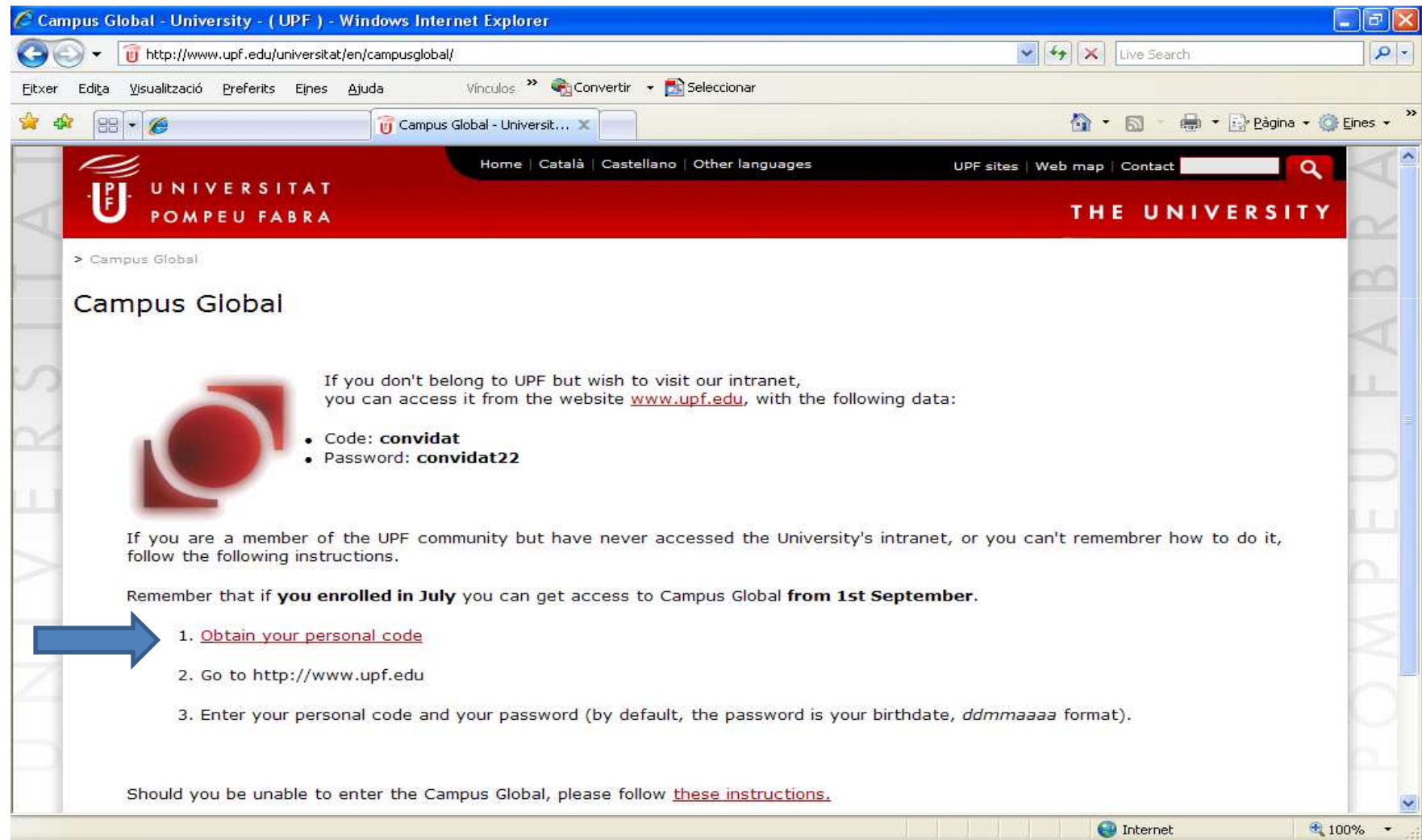


- 1) Enter at UPF web address: [www.upf.edu](http://www.upf.edu)
- 2) At the right up corner you have the code and password space. On your 1st time you need to get a personal code and password. To get this, please click on the “ i ” button next to this spaces and follow the web instructions.

The screenshot shows the website of Universitat Pompeu Fabra in a Windows Internet Explorer browser. The address bar displays <http://www.upf.edu/>. The page features a red header with the UPF logo and navigation links. A central banner advertises a conversation with the writer Javier Marías. On the right side, the 'Campus Global' login section is highlighted with a blue circle and an arrow. This section includes a 'Codi:' field, a 'Contrasenya:' field, and a red play button icon. Below these fields is a red button labeled 'SEU ELECTRÒNICA'. The page also contains a sidebar with various navigation options and a news section at the bottom.

### 3) Click on the 1st option “*obtain your personal code*”:



Campus Global - University - (UPF) - Windows Internet Explorer

http://www.upf.edu/universitat/en/campusglobal/

Fitxer Edita Visualització Preferits Eines Ajuda Vinculos Convertir Seleccionar


Campus Global - Universit... x

Home | Català | Castellano | Other languages UPF sites | Web map | Contact

UNIVERSITAT POMPEU FABRA THE UNIVERSITY

> Campus Global

## Campus Global

 If you don't belong to UPF but wish to visit our intranet, you can access it from the website [www.upf.edu](http://www.upf.edu), with the following data:

- Code: **convidat**
- Password: **convidat22**

If you are a member of the UPF community but have never accessed the University's intranet, or you can't remember how to do it, follow the following instructions.

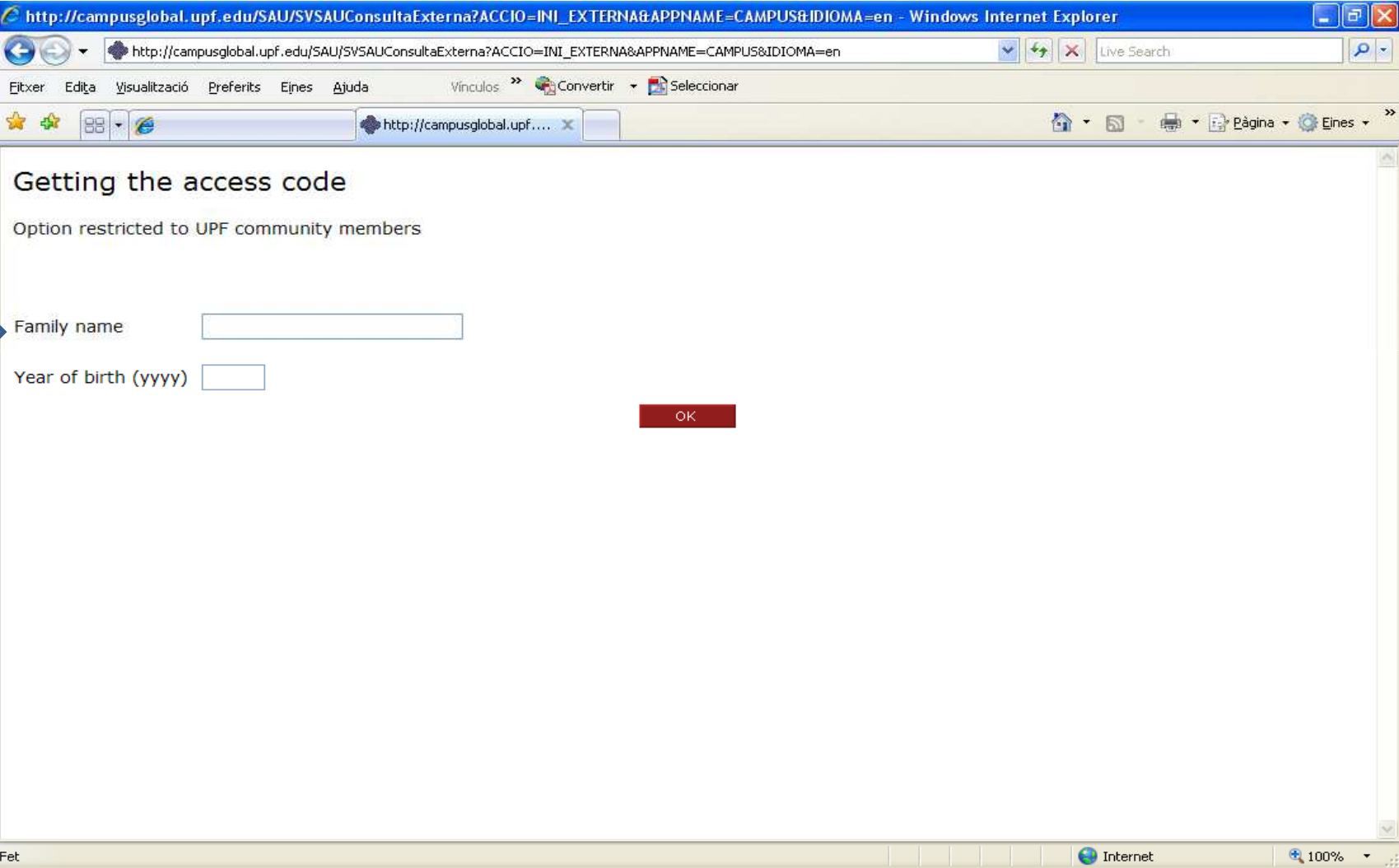
Remember that if **you enrolled in July** you can get access to Campus Global **from 1st September**.

1. [Obtain your personal code](#)
2. Go to <http://www.upf.edu>
3. Enter your personal code and your password (by default, the password is your birthdate, *ddmmaaaa* format).

Should you be unable to enter the Campus Global, please follow [these instructions](#).

Internet 100%

- 4) You need to enter your surname and birthyear to get your code.
- 5) By default, your password will be your complete birthdate:  
*ddmmyyyy*



The screenshot shows a web browser window with the URL `http://campusglobal.upf.edu/SAU/SVSAUConsultaExterna?ACCIO=INI_EXTERNA&APPNAME=CAMPUS&IDIOMA=en`. The page title is "Getting the access code" and it includes the text "Option restricted to UPF community members". There are two input fields: "Family name" and "Year of birth (yyyy)". A blue arrow points to the "Family name" field. Below the fields is a red "OK" button. The browser's status bar at the bottom shows "Fet" and "Internet" with a 100% zoom level.

Your code will be U + 5 numbers.

Remember that you can link your student mail address to other e-mail services.

Any incidence while accessing Campus Global should be reported to: [incidencias.campusglobal@upf.edu](mailto:incidencias.campusglobal@upf.edu)